



STANDARD DETAILS & SPECIFICATIONS	Spec No	<u>A-2</u>
	Revised Date	<u>03/13/25</u>
	Review Date	<u>03/13/25</u>
	Eff. Date	<u>12/12/18</u>
	Approved By	<u>HRE</u>
	Page	<u>1</u> of <u>4</u>
SUBJECT: Speed Humps and Speed Tables		

SCOPE

This Standard applies to the design and installation of Speed Humps and/or Speed Tables where approved by the Fire Code Official.

AUTHORITY

California Fire Code (CFC) and Applicable Municipal/Town/County Codes and Standards.

DEFINITIONS

SCCFD: Shall refer to the Santa Clara County Fire Department

Speed Hump: A Speed Hump is a raised traffic calming device placed across a roadway to reduce vehicle speed and volume.

Speed Table: A Speed Table is a variation of a Speed Hump. It is similar to a Speed Hump except that it is flat-topped between ramped sections so as to raise the entire wheelbase of a vehicle to reduce traffic speed and/or to accommodate a crosswalk.

REQUIREMENTS

I. General

- A. Speed Humps/Speed Tables shall be approved by the SCCFD prior to installation.

County of Santa Clara

Department of Planning and Development


County Government Center, East Wing, 7th Floor

70 West Hedding Street

San Jose, CA 95110

Phone: (408) 299-5700

www.sccplandev.org



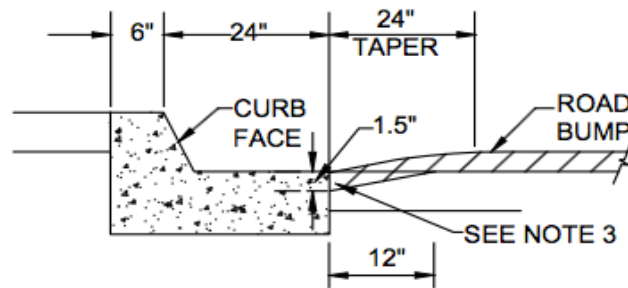
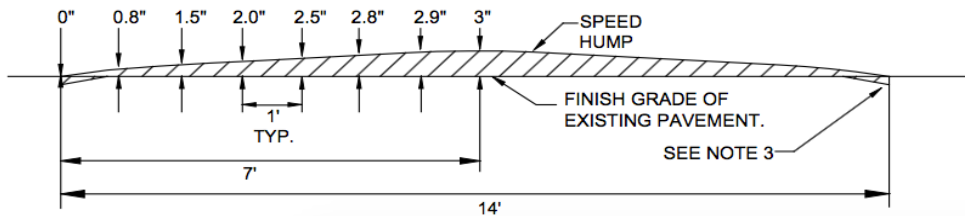
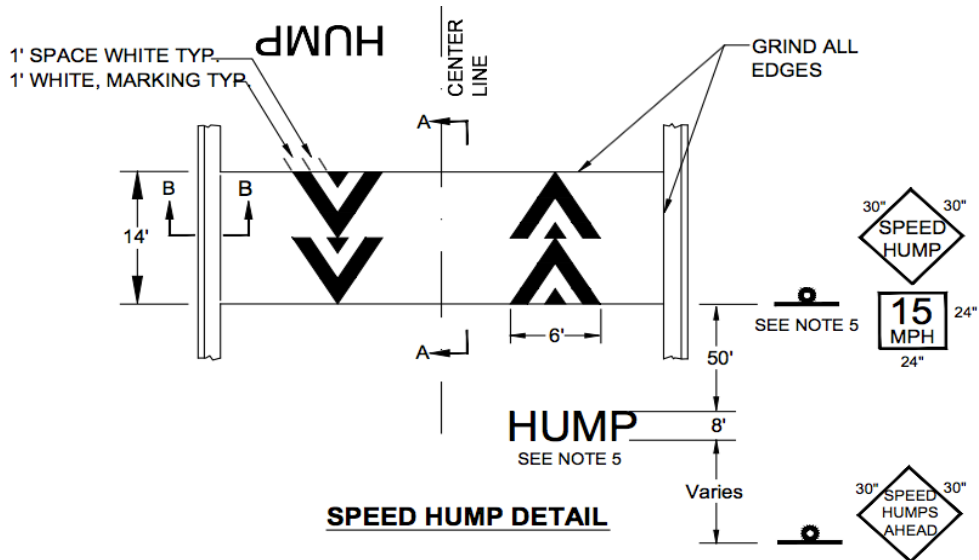

- B. For public streets, Speed Humps/Speed Tables must be approved for installation by the local City/Town prior to obtaining the Fire Department approval.

II. Locations

- A. Speed Humps/Speed Tables shall not be installed along primary emergency response routes, as determined by the SCCFD.
- B. Speed Humps/Speed Tables may only be installed on streets or roadways where the maximum posted speed limit is 30 mph or less.
- C. When Speed Humps/Speed Tables are installed in series along a roadway, they shall be a minimum of 200 feet apart.
- D. Traffic calming devices other than Speed Humps/Speed Tables, such as Chokers, Roundabouts, Bulb-Outs, etc., are not covered by this Standard. Design and location of such devices must be individually reviewed with the SCCFD prior to installation.

III. Design and Installation

Speed Humps shall be designed and installed in accordance with the details below. Speed Tables shall have the same dimensions, except for a flattened top (not exceeding 3 inches in height), for a horizontal distance of not less than 10 feet between the 7-foot ramped sections).



SECTION B-B

NOTES:

County of Santa Clara

Department of Planning and Development

County Government Center, East Wing, 7th Floor

70 West Hedding Street

San Jose, CA 95110

Phone: (408) 299-5700

www.sccplandev.org



1. Place in Two Lifts.
2. Type A A.C. AR-400, maximum aggregate size ½”.
3. Grind to key in all edges (1.5” by 12”).
4. Speed humps shall be accompanied 30” x 30” (HUMPS) signs facing each direction of traffic, placed adjacent to or slightly in advance of each hump.
5. Signs shown are typical in both directions (15 mph speed limit sign shown is optional). Additional edge of road signage is required for speed humps/speed tables installed in series. Advance warning signs shall be placed on each approach direction at least 200 feet in advance of the first hump in a series.
6. The work “HUMP” in 8-foot white reflective letters shall be placed on the roadway surface 50 feet in advance of each app