

ORDINANCE NO. CFPD-2017-2

AN ORDINANCE AMENDING SANTA CLARA COUNTY CENTRAL FIRE PROTECTION ORDINANCE NO. CFPD-2015-1, AS AMENDED BY ORDINANCE NO. CFPD-2015-2, ORDINANCE NO. CFPD-2016-1, ORDINANCE NO. CFPD-2016-2 AND ORDINANCE NO. CFPD-2017-1, RELATING TO THE COMPENSATION OF EMPLOYEES

The Board of Directors of the Santa Clara County Central Fire Protection District, State of California does ordains as follows:

SECTION 1:

In SECTION 5 SALARY SCHEDULE the following shall be deleted:

- 4 Deputy Chief: With Call Duty*
- OR Deputy Chief: Without Call Duty*
- 1 Assistant Fire Chief*
- OR Deputy Chief: With Call Duty*
- OR Deputy Chief: Without Call Duty*
- 1 Administrative Support Officer I*
- OR Administrative Support Officer II*
- 1 Administrative Support Officer II*
- OR Administrative Support Officer III*

SECTION 2:

In SECTION 5 SALARY SCHEDULE the following shall be added:

- 3 Deputy Chief*
- 1 Director of Fire Prevention*
- OR Deputy Chief*
- 1 Assistant Fire Chief*
- OR Deputy Chief
- 9 Firefighter/Engineer
- 3 Fire Captain

SECTION 3:

The Salary Schedule previously adopted by Ordinance No. CFPD-2016-1 and amended by Ordinance No. CFPD-2016-2, Ordinance No. CFPD-2016-3, and Ordinance No. CFPD-2017-1 is replaced in its entirety with the following Salary Schedule:

No. of Positions		Position	STEP 1	STEP 2	STEP 3	STEP 4	STEP 5
3		ADMINISTRATIVE ASSISTANT I	5,014.59	5,265.32	5,528.59	5,805.01	6,095.27
6		ADMINISTRATIVE ASSISTANT II	6,068.69	6,372.12	6,690.73	7,025.27	7,376.53
3		ADMINISTRATIVE ASSISTANT III*	7,392.79	7,762.43	8,150.55	8,558.08	8,985.98
	or	ADMINISTRATIVE ASSISTANT IV*	8,501.73	8,926.82	9,373.16	9,841.82	10,333.91
2		ARSON INVESTIGATOR II	11,260.67	11,823.70	12,414.89	13,035.63	13,687.41
	or	ARSON INVESTIGATOR I	10,025.65	10,526.93	11,053.28	11,605.94	12,186.24
1		ASST. DEPUTY DIR. OF COMMUNITY ED. SERVICES *	10,010.05	10,510.55	11,036.09	11,587.88	12,167.28
1		ASSITANT FIRE CHIEF *	16,280.74	17,094.78	17,949.52	18,846.99	19,789.34

* See Resolution No. CFPD-2014-2 for unrepresented employees

Adopted: 10/04/2016

	or	DEPUTY CHIEF*	14,713.54	15,449.22	16,221.68	17,032.76	17,884.40
1		ASSISTANT FIRE MARSHAL *	12,211.39	12,821.96	13,463.06	14,136.21	14,843.02
9		BATTALION CHIEF	12,937.54	13,584.42	14,263.64	14,976.82	15,725.66
1		BUSINESS SERVICES ASSOCIATE I	5,014.59	5,265.32	5,528.59	5,805.01	6,095.27
2		BUSINESS SERVICES ASSOCIATE II	6,068.69	6,372.12	6,690.73	7,025.27	7,376.53
1		CHIEF FIRE INVESTIGATOR *	11,971.95	12,570.55	13,199.07	13,859.03	14,551.98
1		CONSTRUCTION COORDINATOR	10,010.05	10,510.55	11,036.09	11,587.88	12,167.28
1		DATA BASE ADMINISTRATOR *	8,660.61	9,093.64	9,548.32	10,025.74	10,527.03
3		DEPUTY CHIEF *	14,713.54	15,449.22	16,221.68	17,032.76	17,884.40
1		DEPUTY CHIEF *	14,713.54	15,449.22	16,221.68	17,032.76	17,884.40
	or	DIRECTOR OF FIRE PREVENTION*	14,296.19	15,011.00	15,761.55	16,549.63	17,377.11
1		DEPUTY DIRECTOR OF EMERGENCY MANAGEMENT *	10,561.67	11,089.75	11,644.24	12,226.45	12,837.78
13		DEPUTY FIRE MARSHAL II	9,776.74	10,265.58	10,778.86	11,317.80	11,883.69
	or	FIRE PROTECTION ENGINEER	9,776.74	10,265.58	10,778.86	11,317.80	11,883.69
	or	DEPUTY FIRE MARSHAL I	8,660.61	9,093.64	9,548.32	10,025.74	10,527.03
	or	ASSOC. FIRE PROTECTION ENGINEER	8,660.61	9,093.64	9,548.32	10,025.74	10,527.03
3		DEPUTY FIRE MARSHAL TRAINEE	6,415.12	6,735.88			
1		DIRECTOR OF BUSINESS SERVICES *	14,296.19	15,011.00	15,761.55	16,549.63	17,377.11
1		DIRECTOR OF EMERGENCY MANAGEMENT *	12,211.39	12,821.96	13,463.06	14,136.21	14,843.02
1		DIRECTOR OF PERSONELL SERVICES *	11,260.71	11,823.75	12,414.93	13,035.68	13,687.46
1		EMERGENCY MEDICAL SERVICES COORDINATOR *	9,630.24	10,111.76	10,617.35	11,148.21	11,705.62
1		FINANCIAL ANALYST/ACCOUNTANT*	8,501.73	8,926.82	9,373.16	9,841.82	10,333.91
	or	PRINCIPAL FINANCIAL ANALYST/ACCOUNTANT*	9,776.96	10,064.51	10,567.74	11,096.13	11,650.94
68		FIRE CAPTAIN	10,392.68	10,912.31	11,457.93	12,030.83	12,632.37
1		FIRE CHIEF *	18,084.96	18,989.21	19,938.67	20,935.60	21,982.38
3	or	FIRE MECHANIC II	7,964.23	8,362.44	8,780.56	9,219.59	9,680.57
	or	FIRE MECHANIC I	6,636.71	6,968.55	7,316.97	7,682.82	8,066.96
165		FIREFIGHTER/ENGINEER	9,776.74	10,265.58	10,778.86	11,317.80	11,883.69
2		GENERAL MAINT. CRAFTSWORKER	6,490.73	6,815.27	7,156.03	7,513.83	7,889.52
1		GIS ANALYST *	8,660.61	9,093.64	9,548.32	10,025.74	10,527.03
2		HAZARDOUS MATERIALS SPECIALIST	9,776.74	10,265.58	10,778.86	11,317.80	11,883.69
1		INFORMATION SYSTEMS ANALYST II *	7,111.44	7,467.01	7,840.36	8,232.38	8,644.00
	or	INFORMATION SYSTEMS ANALYST I *	6,183.88	6,493.07	6,817.73	7,158.61	7,516.54
1		INFORMATION SYSTEMS ANALYST III *	8,660.61	9,093.64	9,548.32	10,025.74	10,527.03
1		INFORMATION TECHNOLOGY OFFICER *	10,955.58	11,503.36	12,078.53	12,682.45	13,316.58
3		MANAGEMENT ANALYST *	8,501.73	8,926.82	9,373.16	9,841.82	10,333.91
	or	MANAGEMENT ANALYST - ASSOCIATE B *	7,392.79	7,762.43	8,150.55	8,558.08	8,985.98

* See Resolution No. CFPD-2014-2 for unrepresented employees

	or	MANAGEMENT ANALYST - ASSOCIATE A *	6,130.06	6,436.56	6,758.39	7,096.31	7,451.13
2		OFFICE ASSISTANT	4,558.58	4,786.51	5,025.83	5,277.13	5,540.98
7		PROGRAM SPECIALIST II	7,978.92	8,377.87	8,796.76	9,236.60	9,698.43
	or	PROGRAM SPECIALIST I	6,160.66	6,468.69	6,792.13	7,131.73	7,488.32
1		PUBLIC INFORMATION OFFICER *	6,372.44	6,690.72	7,025.25	7,376.50	7,745.34
3		SENIOR DEPUTY FIRE MARSHAL	10,561.67	11,086.75	11,644.24	12,226.45	12,837.78
1		SENIOR FIRE MECHANIC	9,554.96	10,032.71	10,534.34	11,061.06	11,614.11
1		SENIOR HAZARDOUS MATERIALS SPECIALIST	10,825.46	11,366.73	11,935.07	12,531.82	13,158.41
1		SENIOR PROGRAM SPECIALIST	9,099.89	9,554.87	10,032.62	10,534.25	11,060.97
4		STAFF BATTALION CHIEF	11,971.95	12,570.55	13,199.07	13,859.03	14,551.98
	or	BATTALION CHIEF	12,937.54	13,584.42	14,263.64	14,976.82	15,725.66
1		SUPPLY SERVICES SPECIALIST I	4,558.58	4,786.51	5,025.83	5,277.13	5,540.98
1		SUPPLY SERVICES SPECIALIST II	5,014.59	5,265.32	5,528.59	5,805.01	6,095.27
	or	SUPPLY SERVICES SPECIALIST, hired prior to August 1, 2016	8,876.91	9,320.76	9,786.79	10,276.13	10,789.94

SECTION 4:


Exhibit A - Schedule of Monthly Salary Rates by Position is Approved in accordance with the provisions of Section 570.5 of the California Code of Regulations and is to be posted on the Fire District's website.

SECTION 5:

This Ordinance shall take effect October 4, 2016 and all Sections shall be implemented on November 7, 2016 (Pay Period 16/24).


PASSED AND ADOPTED by the Board of Directors of the Santa Clara County Central Fire Protection District, State of California, this OCT 04 2016 by the following vote:

AYES: Directors, **CHAVEZ, CORTESE, SIMITIAN, WASSERMAN, YEAGER**
 NOES: Directors, **NONE**
 ABSENT: Directors **NONE**




Dave Cortese, President
BOARD OF DIRECTORS

Attest:



Megan Doyle
Clerk of the Board

APPROVED AS TO FORM AND LEGALITY:



Cheryl A. Stevens
Deputy County Counsel

* See Resolution No. CFPD-2014-2 for unrepresented employees

EXHIBIT A

Santa Clara County Central Fire Protection District
 Schedule of Monthly Salary Rates by Position
 Effective November 7, 2016

	STEP 1	STEP 2	STEP 3	STEP 4	STEP 5
ADMINISTRATIVE ASSISTANT I	5,014.59	5,265.32	5,528.59	5,805.01	6,095.27
ADMINISTRATIVE ASSISTANT II	6,068.69	6,372.12	6,690.73	7,025.27	7,376.53
ADMINISTRATIVE ASSISTANT III *	7,392.79	7,762.43	8,150.55	8,558.08	8,985.98
ADMINISTRATIVE ASSISTANT IV *	8,501.73	8,926.82	9,373.16	9,841.82	10,333.91
ARSON INVESTIGATOR I	10,025.65	10,526.93	11,053.28	11,605.94	12,186.24
ARSON INVESTIGATOR II	11,260.67	11,823.70	12,414.89	13,035.63	13,687.41
ASSISTANT DEPUTY DIRECTOR OF COMMUNITY EDUCATION SRVCS *	10,010.05	10,510.55	11,036.09	11,587.88	12,167.28
ASSISTANT FIRE CHIEF *	16,280.74	17,094.78	17,949.52	18,846.99	19,789.34
ASSISTANT FIRE MARSHAL *	12,211.39	12,821.96	13,463.06	14,136.21	14,843.02
ASSOC. FIRE PROTECTION ENGINEER	8,660.61	9,093.64	9,548.32	10,025.74	10,527.03
BATTALION CHIEF	12,937.54	13,584.42	14,263.64	14,976.82	15,725.66
BUSINESS SERVICES ASSOCIATE I	5,014.59	5,265.32	5,528.59	5,805.01	6,095.27
BUSINESS SERVICES ASSOCIATE II	6,068.69	6,372.12	6,690.73	7,025.27	7,376.53
CHIEF FIRE INVESTIGATOR	11,971.95	12,570.55	13,199.07	13,859.03	14,551.98
CONSTRUCTION COORDINATOR	10,010.05	10,510.55	11,036.08	11,587.88	12,167.28
DATA BASE ADMINISTRATOR *	8,660.61	9,093.64	9,548.32	10,025.74	10,527.03
DEPUTY CHIEF	14,713.54	15,449.22	16,221.68	17,032.76	17,884.40
DEPUTY DIRECTOR OF EMERGENCY MANAGEMENT *	10,561.67	11,089.75	11,644.24	12,226.45	12,837.78
DEPUTY FIRE MARSHAL I	8,660.61	9,093.64	9,548.32	10,025.74	10,527.03
DEPUTY FIRE MARSHAL II	9,776.74	10,265.58	10,778.86	11,317.80	11,883.69
DEPUTY FIRE MARSHAL TRAINEE	6,415.12	6,735.88			
DIRECTOR OF BUSINESS SERVICES *	14,296.19	15,011.00	15,761.55	16,549.63	17,377.11
DIRECTOR OF EMERGENCY MANAGEMENT *	12,211.39	12,821.96	13,463.06	14,136.21	14,843.02
DIRECTOR OF FIRE PREVENTION*	14,296.19	15,011.00	15,761.55	16,549.63	17,377.11
DIRECTOR OF PERSONNEL SERVICES *	11,260.71	11,823.75	12,414.93	13,035.68	13,687.46
EMS COORDINATOR *	9,630.24	10,111.76	10,617.34	11,148.21	11,705.62
FINANCIAL ANALYST/ACCOUNTANT *	8,501.70	8,926.79	9,373.12	9,841.78	10,333.87
FIRE CAPTAIN	10,392.68	10,912.31	11,457.93	12,030.83	12,632.37
FIRE CHIEF *	18,084.96	18,989.21	19,938.67	20,935.60	21,982.38
FIRE MECHANIC I	6,636.71	6,968.55	7,316.97	7,682.82	8,066.96
FIRE MECHANIC II	7,964.23	8,362.44	8,780.56	9,219.59	9,680.57
FIRE PROTECTION ENGINEER	9,776.74	10,265.58	10,778.86	11,317.80	11,883.69
FIREFIGHTER/ENGINEER	8,660.61	9,093.64	9,548.32	10,025.74	10,527.03
GENERAL MAINT. CRAFTSWORKER	6,490.73	6,815.27	7,156.03	7,513.83	7,889.52
GIS ANALYST *	8,178.16	8,587.07	9,016.42	9,467.24	9,940.60
HAZARDOUS MATERIALS SPECIALIST	9,776.74	10,265.58	10,778.86	11,317.80	11,883.69
INFORMATION SYSTEMS ANALYST I *	6,183.88	6,493.07	6,817.73	7,158.61	7,516.54
INFORMATION SYSTEMS ANALYST II *	7,111.44	7,467.01	7,840.36	8,232.38	8,644.00
INFORMATION SYSTEMS ANALYST III *	8,178.16	8,587.07	9,016.42	9,467.24	9,940.60
INFORMATION TECHNOLOGY OFFICER *	10,955.58	11,503.36	12,078.53	12,682.45	13,316.58
MANAGEMENT ANALYST - ASSOCIATE A *	6,130.06	6,436.56	6,758.39	7,096.31	7,451.13
MANAGEMENT ANALYST - ASSOCIATE B *	7,392.79	7,762.43	8,150.55	8,558.08	8,985.98
MANAGEMENT ANALYST *	8,501.70	8,926.79	9,373.12	9,841.78	10,333.87
OFFICE ASSISTANT	4,558.58	4,786.51	5,025.83	5,277.13	5,540.98
PRINCIPAL FINANCIAL ANALYST/ACCOUNTANT *	9,776.96	10,064.51	10,567.74	11,096.13	11,650.94
PROGRAM SPECIALIST I	6,160.66	6,468.69	6,792.13	7,131.73	7,488.32
PROGRAM SPECIALIST II	7,978.92	8,377.87	8,796.76	9,236.60	9,698.43
PUBLIC INFORMATION OFFICER *	6,372.11	6,690.72	7,025.25	7,376.51	7,745.34
SENIOR DEPUTY FIRE MARSHAL	10,561.67	11,089.75	11,644.24	12,226.45	12,837.78
SENIOR FIRE MECHANIC	9,554.96	10,032.71	10,534.34	11,061.06	11,614.11
SENIOR HAZARDOUS MATERIALS SPECIALIST	10,825.46	11,366.73	11,935.07	12,531.82	13,158.41
SENIOR PROGRAM SPECIALIST	9,099.89	9,554.87	10,032.62	10,534.25	11,060.97

EXHIBIT A

**Santa Clara County Central Fire Protection District
Schedule of Monthly Salary Rates by Position
Effective November 7, 2016**

	STEP 1	STEP 2	STEP 3	STEP 4	STEP 5
STAFF BATTALION CHIEF	11,971.95	12,570.55	13,199.07	13,859.03	14,551.98
SUPPLY SERVICES SPECIALIST I	4,558.58	4,786.51	5,025.83	5,277.13	5,540.98
SUPPLY SERVICES SPECIALIST II	5,014.59	5,265.32	5,528.59	5,805.01	6,095.27
SUPPLY SERVICES SPECIALIST, Hired prior to August 1, 2016	8,876.91	9,320.76	9,786.79	10,276.13	10,789.94

* - Non Represented Positions