

Play It Safe News

Santa Clara County Fire Department

Fire Prevention Week In 1925, President Calvin Coolidge proclaimed the first National Fire Prevention Week October 4-10, which marked the anniversary of the Great Chicago Fire of October 8, 1871. Following decades of devastating fire losses, the President wanted a way to keep the public informed about fire safety. Since that time, the National Fire Protection Association (NFPA) sponsors an annual fire safety awareness campaign during National Fire Prevention Week - www.nfpa.org.



Use Candles with Care

- Fires caused by candles have increased 750% over the past decade.
- Nearly half of all victims killed in candle fires are under 20 years of age.
- 45% of all home candle fires start in the bedroom.

FACT:

Children, ages 5 to 9, have a candle-fire death rate 2.5 times higher than the general population.

How to Report an Emergency:

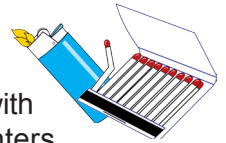
- Dial 9-1-1.
- Stay calm.
- Provide the following information:
 - Who you are
 - Where you are
 - What is wrong
- Stay on the phone and follow all instructions given by the dispatcher.
- If reporting an emergency from a cell phone, location information may not be available to the dispatcher. Provide location information, including the direction you are traveling and nearby landmarks.



Candle Safety Tips

- Extinguish all candles when you leave the room or go to sleep. "When you go out... blow out!"
- Burn candles on level, uncluttered surfaces.
- Keep candles away from children and items that can catch fire, like clothing, books and curtains.
- Use sturdy, nonflammable candle holders that won't tip over easily and are large enough to collect dripping wax.
- Keep candle wicks trimmed to one-quarter inch.
- Use flashlights during power outages. Avoid carrying a lit candle.
- Do not allow children or teens to have candles in their bedrooms.

Matches & Lighter Safety



- Children playing with matches and lighters cause hundreds of deaths and thousands of injuries every year.
- Always store matches & lighters out of reach & sight of children. Even at night, since children often wake up to use the restroom.
 - Explain that matches & lighters are tools for adults, NOT toys.
 - Teach children to tell an adult or bring matches and lighters to an adult if they find them.
 - Instruct your child to report to an adult if other children experiment with fire.



Smoke Alarms Save Lives...

Are yours working?

Smoke alarms have been the residential fire safety success story for the past quarter century. Smoke alarms increase your chances of surviving a home fire by 50%.

- Install smoke alarms in every bedroom, in the hallway and on every level of your home for optimal protection.
- Test your alarms monthly and change the batteries once a year. When you change your clocks, change your batteries.



If your clothing catches fire...

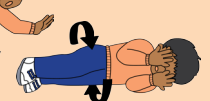
STOP



DROP



ROLL



Helpful TIP: use a broom handle to push the test button on your smoke alarm.

For additional safety information, visit www.sccfd.org



Protect Your Family from Fire... Create a Fire Escape Plan

Residential fires claim the lives of more than 3,500 each year and injure thousands more. You and your family can survive a home fire if everyone is prepared and knows what to do.

PLAN

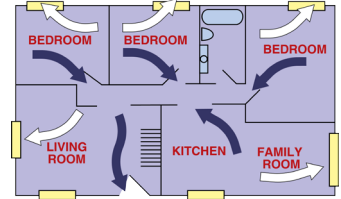
- Create a family fire escape plan today!
- Make sure your plan identifies two ways out of every room.
- Decide on an outside meeting place, such as a tree or neighbors home, where family members can meet once they have exited.

PRACTICE

- Review the escape plan until everyone in your family knows exactly what to do.
- Practice using all possible ways out of every room in the event an exit is blocked by smoke or fire.

PREPARE

- Train family members how to operate all door and window locks.
- If you suspect a fire, feel the door with the back of your hand before opening.
- If the door feels cool, open it carefully as there may be deadly smoke on the other side.
- If there is smoke, close the door quickly and use an alternate escape route.
- Make arrangements for family members with special needs.



To create your escape plan, visit
www.nfpa.org
www.burninstitute.org



Meeting Place

Protect Your Melon... Wear Your Helmet

Under California State Law, anyone under the age of 18 is required to wear a helmet while riding a bicycle, skateboard, scooter or skates.



A Good Helmet Fit is as Important as Wearing One!

- The helmet should sit level on the head, about 2 fingers width above the eyebrows.
- The side straps should meet just below the ear (strap configuration will make a "Y").
- The chin strap should be snug against the chin so that when you open your mouth you feel the helmet pull down a bit.
- Use the extra foam fitting pads that come with the helmet to customize the fit.



FACT:
A helmet reduces the risk of serious head and brain injury by 85%.
But it's not enough to simply wear one... you must make sure it fits properly.

Practice Street Smarts

Walk on the Sidewalk

- Avoid walking near traffic where there are no sidewalks or crosswalks.
- If you have to walk on a road that does not have sidewalks, walk facing traffic.



Cross at Intersections

- Cross the street only at crosswalks and marked intersections and obey all traffic signals.



FACT:
45% of all young pedestrian fatalities (under 16) occur between 3 and 7 PM.

Always look LEFT, RIGHT, then LEFT again!

- Stop at the curb and look left, right, and left again for moving traffic.
- Stopping at the curb and making eye contact with the driver signals that you intend to cross the street.
- Never run or play in the street.



Santa Clara County Fire Department

14700 Winchester Boulevard, Los Gatos 95032
408.378.4010 • www.sccfd.org

Proudly serving: Campbell, Cupertino, Los Altos, Los Altos Hills, Los Gatos, Monte Sereno, Morgan Hill & Saratoga

Visit: www.nfpa.org, www.fema.gov,
www.pge.com
for safety information in Spanish

